


GRAND BEACH

Plover Guardian



Hi! Would you like to help the endangered Piping Plover? Become a Plover Guardian! It's easy, just work on the activities in this book and return it to the Interpreters. On the back page you will find a place to check off every activity you complete.



Dear Parents:

The Plover Guardian program is meant to be fun and educational for the whole family. Please provide whatever assistance you feel your children need to become a Junior Plover Guardian.

My name is

I am

years old

Connect the Dots

The Piping Plover nest on the shores of Lake Winnipeg, on the same beach you and I enjoy. Learn what the Piping Plover looks like so you can make sure you give them a lot of space. Follow the numbers to draw the Piping Plover.




Take the Plover Pledge

I promise to:


- ☐ Watch where I walk in pebbly places.
- ☐ Not touch or approach nesting birds.
- ☐ Keep the shoreline clean.
- ☐ Keep my pets on a leash.
- ☐ Not feed the gulls 🐦

Spot the Differences

Another shorebird, the Killdeer, also nests at Grand Beach Provincial Park. Unlike the Piping Plover the Killdeer is not endangered. Circle the differences between the birds to learn how you can tell them apart.



Killdeer



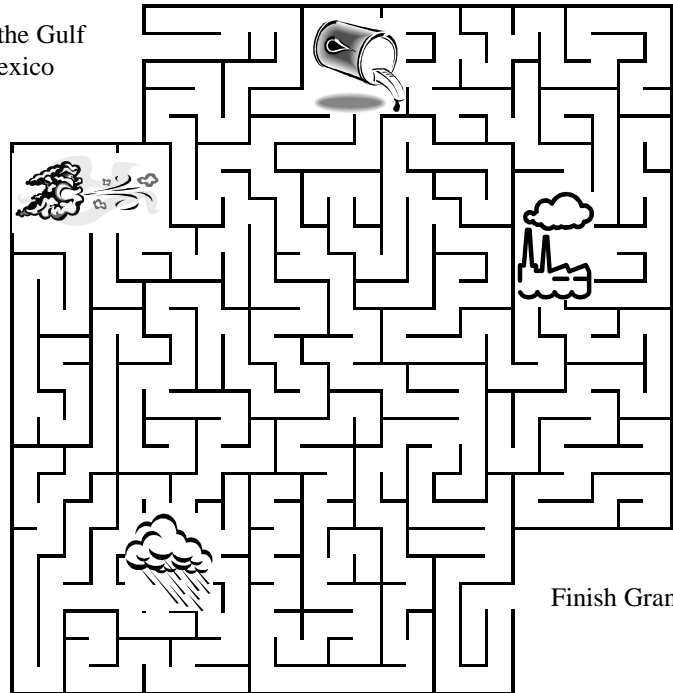
Piping
Plover

Migration Mania

Each March Piping Plovers begin a long migration from their winter home along the Gulf of Mexico to the sandy beaches of Lake Winnipeg. Arriving in Manitoba in April or early-May pairs of birds quickly find a good spot to make their nest.

Sometimes the birds run into problems along their journey. Help the birds fly through the Migration Maze to their summer nesting site at Grand Beach. Avoid the hazards along the way.

Start at the Gulf of Mexico



Finish Grand Beach

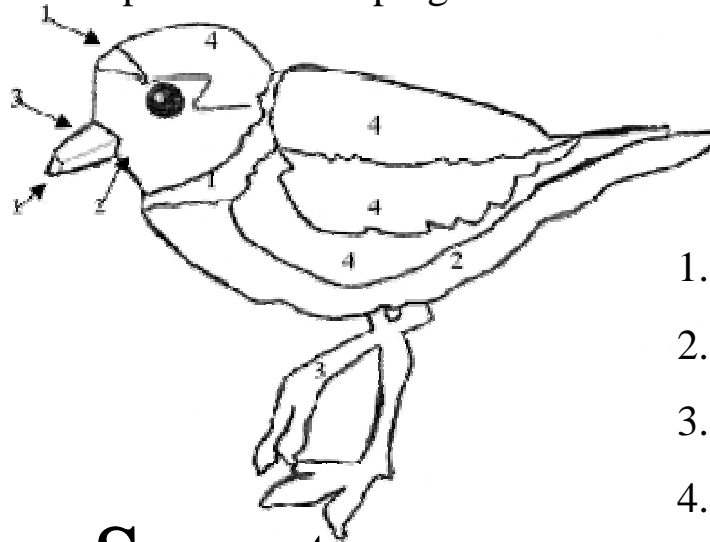
Ask an Interpreter

Do you have any questions for the Park Interpreters about the Piping Plovers or other animals you have seen in the park? Send us your questions and we will answer them and send it back to you with your activity booklet.

My Question:

Show Your True Colours

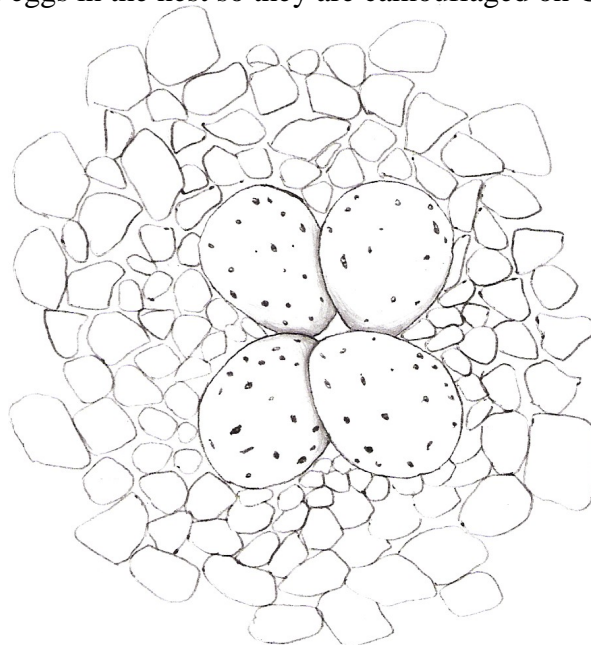
Piping Plovers live on sandy, pebbly beaches. Grand Beach makes a perfect habitat for these birds. The Piping Plover is well camouflaged in its habitat, so it is easy for the bird to hide from predators. Use the colour code to help colour the Piping Plover.



- 1. Black
- 2. White
- 3. Orange
- 4. Sandy brown



Hidden Secret

In 2008 only 4 Piping Plover nests were found in Manitoba, three at Grand Beach and one at Elk Island Provincial Park. Piping Plover nests and eggs are well camouflaged on the sandy beaches of Lake Winnipeg. The male bird makes a shallow depression in the sand, called a scrape. The birds then line the scrape with rocks. The female lays 4 small, speckled eggs. Colour the rocks and eggs in the nest so they are camouflaged on Grand Beach.



Caution! Piping Plover Nesting


When nesting on the shore of Lake Winnipeg the Piping Plover may run into both natural and human made dangers, these may threaten the birds and their chicks. Circle the 5 dangers in the picture below.



Look for this sign on the beaches of Lake Winnipeg. Do your part to protect the Piping Plover by giving them lots of space to raise their young.

Do the Plover Dance!

Piping Plovers are very protective of their young. If predators get too close to the eggs or chicks the parents try to lure the predator away with the Broken Wing Dance. To do this dance the Plover pretends it has a broken wing and runs away from its nest. Thinking the bird will be an easy meal the predator follows the bird. Once the predator is a safe distance from the nest the adult Plover flies away. Help protect the Piping Plover from its predator, circle 4 natural predators found below.



Plover Scramble

Look up, down, across and diagonally to find all the Piping Plover words.


Words:

- broken wing dance
- elk island
- four eggs
- Grand Beach
- guardian
- Gulf of Mexico
- killdeer
- Lake Winnipeg
- migration
- orange legs
- pipin plover
- scape
- sandy beach

d	e	p	j	e	o	r	i	p	o	i	y	l	g	i
n	p	i	e	c	z	s	s	k	j	k	u	n	u	g
a	a	p	l	n	k	y	e	q	i	v	x	k	a	g
l	r	i	n	a	s	g	e	l	e	g	n	a	r	o
s	c	n	i	d	k	s	f	j	b	m	b	a	d	x
i	s	g	a	g	h	e	l	o	r	b	n	o	i	p
k	d	p	k	n	f	c	w	o	u	d	e	y	a	j
l	l	l	v	i	k	h	a	i	b	r	a	p	n	x
e	v	o	m	w	j	n	j	e	n	u	e	w	e	f
b	x	v	o	n	x	x	a	x	b	n	f	g	e	l
o	u	e	w	e	k	c	q	a	e	y	i	s	g	m
n	y	r	y	k	h	i	i	o	j	q	d	p	a	s
g	u	l	f	o	f	m	e	x	i	c	o	n	e	u
x	m	i	g	r	a	t	i	o	n	o	a	a	a	g
r	s	z	u	b	r	e	e	d	l	l	i	k	q	s

Test Your Piping Plover Knowledge

Congratulations, you are almost a Piping Plover Guardian! This book was packed with lots of neat information about Piping Plovers. To help you remember it all, complete the crossword below.




Across

3. Plover eggs are well _____ on pebbly sand beaches.
9. When a predator is too close the Plover will do this dance.
11. Piping Plovers are recognized as an _____ species.
13. In 2008 nests were found in Manitoba at Grand Beach and _____.
14. Always give the Piping Plover a lot of _____.

Down

1. Make sure you clean this up off the beach. Otherwise it may attract predators to the beach.
2. _____ vehicles are not allowed in Grand Beach Provincial Park because they could disturb important habitat.
4. The Piping Plover has how many bands around its neck?
5. In 2008 how many Piping Plover nests were found in all of Manitoba?
6. Where does the Piping Plover spend the winter months?
7. What colour are Piping Plover's legs
8. The _____ is another shorebird found at Grand Beach, and looks similar to the Piping Plover.
10. A natural predator of the Piping Plover.
12. Remember to always keep you pets on a _____.

Congratulations!



You are a Plover Guardian

Check off the boxes of each activity you have completed. Return the completed book to receive your official pin and certificate. (Your book will be returned to you).

Completed books can be returned to the campground office, park interpreters, district office, Plover guardians or mailed to the address below.

The Interpreters

c/o: Grand Beach Provincial Park Box
220 R0E 0T0

Checklist of Activities

- ☐ Connect the Dots
- ☐ Spot the Differences
- ☐ Migration Mania
- ☐ Ask the Interpreters
- ☐ Plover Friendly Fun
- ☐ Show Your True Colours
- ☐ Hidden Secret
- ☐ Piping Plover Nesting
- ☐ Plover Dance
- ☐ Word Scramble
- ☐ Crossword

Become an Official Plover Guardian!

Name: _____

Address: _____

City: _____

Province: _____

Postal Code: _____